



city of
CINCINNATI

Community Development Advisory Board
2022 Annual Action Plan and
2021 Consolidated Annual Performance
and Evaluation Report

March 7, 2022



Agenda

Community Development Advisory Board

- Welcome and Introductions / Public Meeting Overview
- Federal requirements
- Public Participation results
- Federal Grant Programs
 - Community Development Block Grant (CDBG)
 - HOME Investment Partnerships (HOME)
 - CDBG Coronavirus Aid, Relief, and Economic Security (CARES or CV)
 - Emergency Solutions Grant (ESG) and ESG-CV
 - Housing Opportunities for Persons With HIV/AIDS (HOPWA) and HOPWA-CV
 - HOME – American Rescue Plan (ARP)
- CDAB Ranking
- Adjourn

1



Emergency Solutions Grant (ESG) and Housing Opportunities for Persons with HIV/AIDS (HOPWA) are determined by different advisory boards.

Public Meeting

Community Development Advisory Board

- This is a Public Meeting
- Questions from CDAB throughout presentation – please raise hand
- All questions / comments from the public will occur at the end of the presentation
 - Please raise hand
 - Please keep questions / comments to 3 minutes
- To provide community feedback – the City will accept community ranking and comments until March 24th:

https://www.surveymonkey.com/r/cincinnati_speaks_2021

2



Emergency Solutions Grant (ESG) and Housing Opportunities for Persons with HIV/AIDS (HOPWA) are determined by different advisory boards.

Federal Requirements

Overview of Consolidated Plan

- City of Cincinnati is an **Entitlement Jurisdiction** as determined by HUD
- **Federal allocations** based on community need, extent of poverty, population, housing over crowding, age of housing, population growth lag
- **Consolidated Plan** (2020 – 2024) contains:
 - Community Needs Assessment
 - Housing Market Analysis
 - Strategic Plan (with 5-year benchmarks)
 - Furthering Fair Housing Assessment
- **Annual Reporting**
 - Annual Action Plans (AAP)
 - Submitted yearly to allocate funding to the identified programs
 - Consolidated Annual Performance and Evaluation Reports (CAPER)

3



HUD – U.S. Department of Housing and Urban Development

4 entitlement grant programs, HOME, ESG, HOPWA, CDBG

Con Plan - Framework for the City to identify housing homeless, special populations, and community and economic development needs and resources and tailor a strategic plan for meeting those needs

The Strategic Plan outlines programs and corresponding benchmarks to achieve over the 5 years. The Annual Action Plan allocates funding to the programs yearly.

Community participation is an integral part of each report and plan.

Federal Grant Programs

Overview of Entitlement Programs

- **Community Development Block Grant (CDBG)**
 - National Objectives: benefit low-moderate income individuals ($\geq 70\%$); eliminate slum and blight ($\leq 30\%$); or urgent need
 - Primary Objectives: decent housing, suitable living environments, expanded economic activity
 - 15% cap on public service activities (i.e. job training)
- **HOME Investment Partnerships Program (HOME)**
 - Affordable housing for low-income individuals
 - 15% CHDO development projects; 5% CHDO operating support, 15% Match
- **Emergency Solutions Grant (ESG)** – serves homeless population
- **Housing Opportunities for Persons With HIV/AIDS (HOPWA)**

4



2021 Entitlement Awards:

CDBG: \$11,774,974

HOME: \$2,737,925

ESG: \$997,610

HOPWA: \$1,281,332

2020 Stimulus CARES (Coronavirus Aid, Relief, and Economic Security)

CDBG-CV: \$9,106,648

ESG-CV: \$7,651,777

HOPWA-CV: \$166,072

2021 American Rescue Plan

HOME-ARP: \$9,923,076

Several waivers were issued on certain federal requirements for the stimulus funding as well as for the entitlement programs

Public Participation Process



Moderate to Low Income Limits

2021 Income Limits (changes annually)

Income Level	1 Person	2 People	3 People	4 People	5 People
Extremely Low Income (30% AMI)	\$17,950	\$20,500	\$23,050	\$25,600	\$27,650
Very Low Income (50% AMI)	\$29,900	\$34,200	\$38,450	\$42,700	\$46,150
Low Income (60% AMI)	\$35,880	\$41,040	\$46,140	\$51,240	\$55,380
Moderate Income (80% AMI)	\$47,850	\$54,650	\$61,500	\$68,300	\$73,800

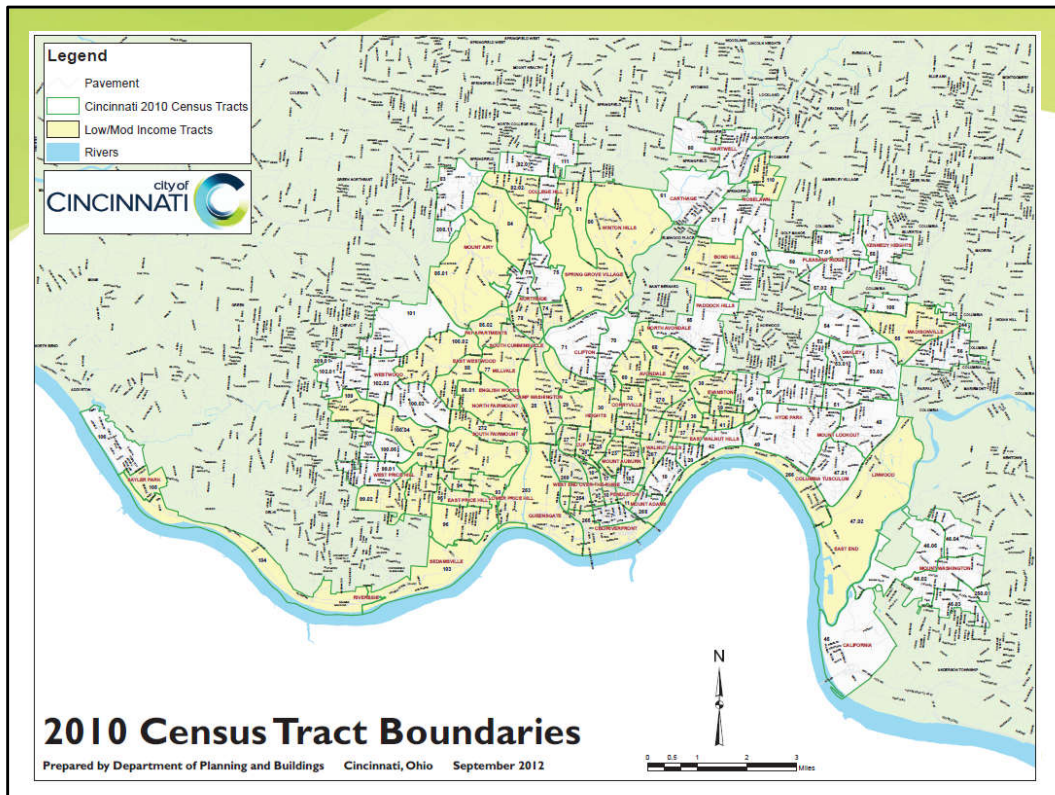
Source: <http://www.hud.gov>

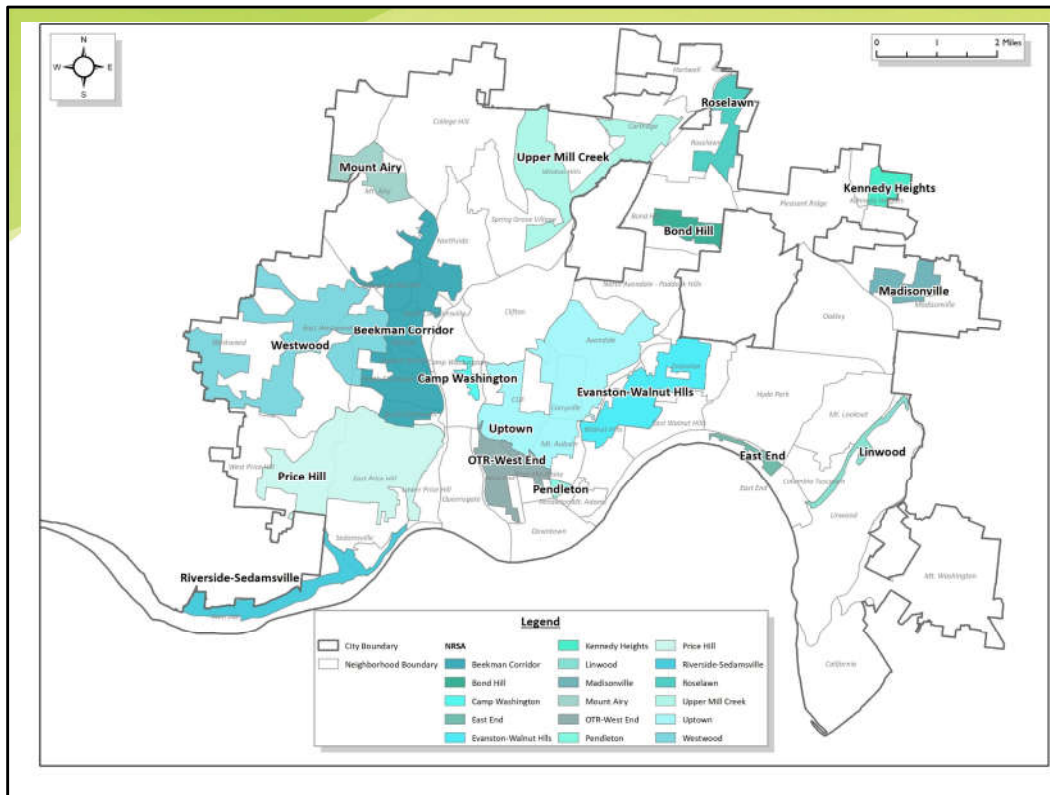


7

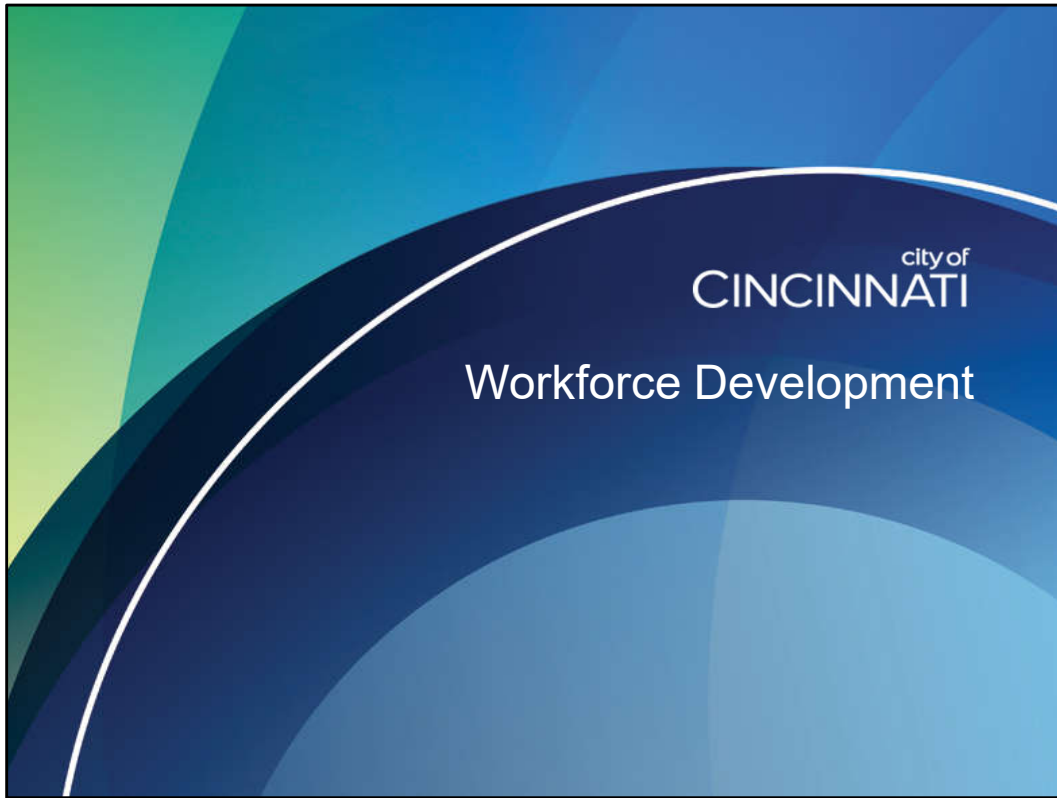
The focus of the City's federal grant programs is to support our moderate to low income population, meaning individuals and families whose income is at 80% of the area's median income (AMI) or lower. Different programs have specific income requirements but all are aimed at 80% AMI or lower. Coined "low-mod".

The low-mod population can be a direct benefit (meaning the individual being assisted is at 80% AMI) or it is an area benefit (meaning at least 51% of the population in a specific census tract is at 80% AMI or lower). The map of low-mod census tracts in the City was distributed at the meeting and shown on the following slide.





Neighborhood Revitalization Strategy Area – offers flexibility with public service activities over the 15% public service cap



Workforce Development

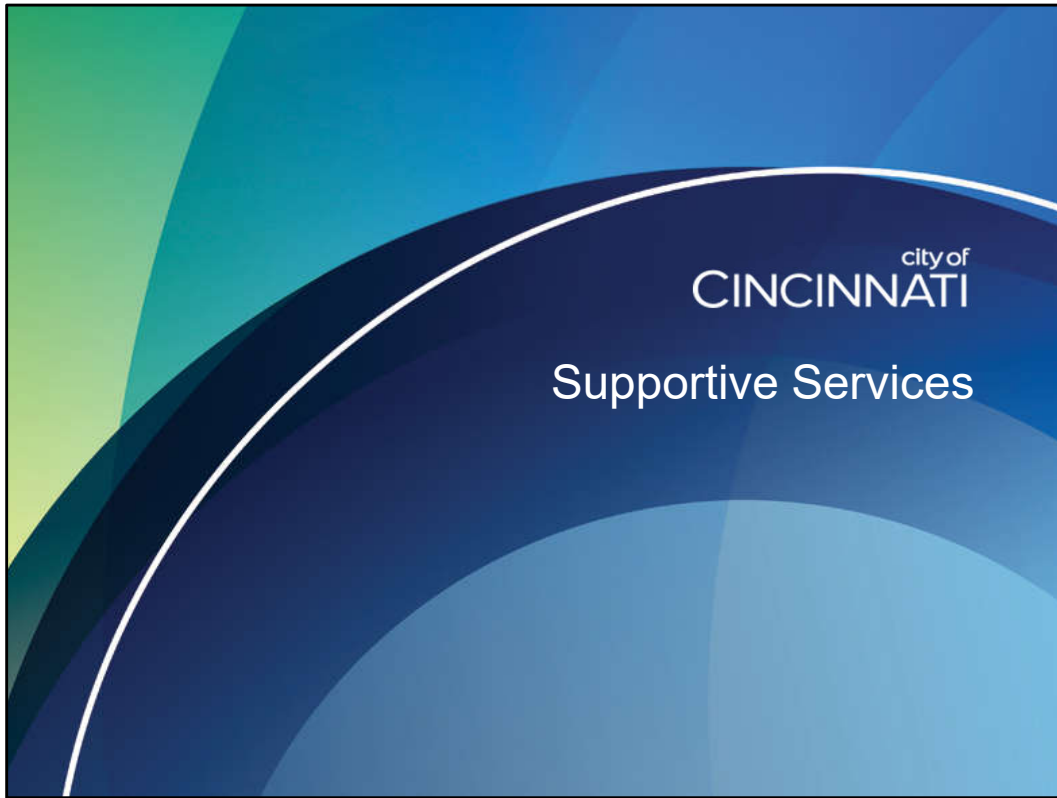
2020 – 2024 Consolidated Plan Performance

Program	Annual Goal (5-Year)	2020 Results	2021 Results	2021 Allocation
<i>Blueprint For Success</i>	7 (35) Persons	18 persons	16* persons	**\$0
<i>Hand Up initiative</i>	500 (2,500) Persons	235 persons	137* persons	\$1,267,214
<i>Youth and Young Adult</i>	500 (2,500) Persons	366 persons	521 persons	\$723,214

10



*under reporting the accomplishment for 2021 Hand Up, in progress Blueprint
 **prior years resources were available



Supportive Services

2020 – 2024 Consolidated Plan Performance

Program	Annual Goal (5-Year)	2020 Results	2021 Results	2021 Allocation
<i>Emergency Mortgage Assistance</i>	100 (500)	237 persons	244 persons	\$197,214
<i>Fair Housing Services</i>	1,000 (5,000)	1,650 persons	1,057 persons	\$177,214
<i>Tenant Rep.</i>	200 (1,000)	347 persons	737 persons	\$237,214
<i>Project Lift</i>	300 (1,500)	0 households	0 households	\$607,214
<i>Family Re-Housing Assistance</i>	20 (100)	9 households	2 households	**\$0
<i>***Housing Choice Mobility</i>	10 (50)	-	-	\$32,214

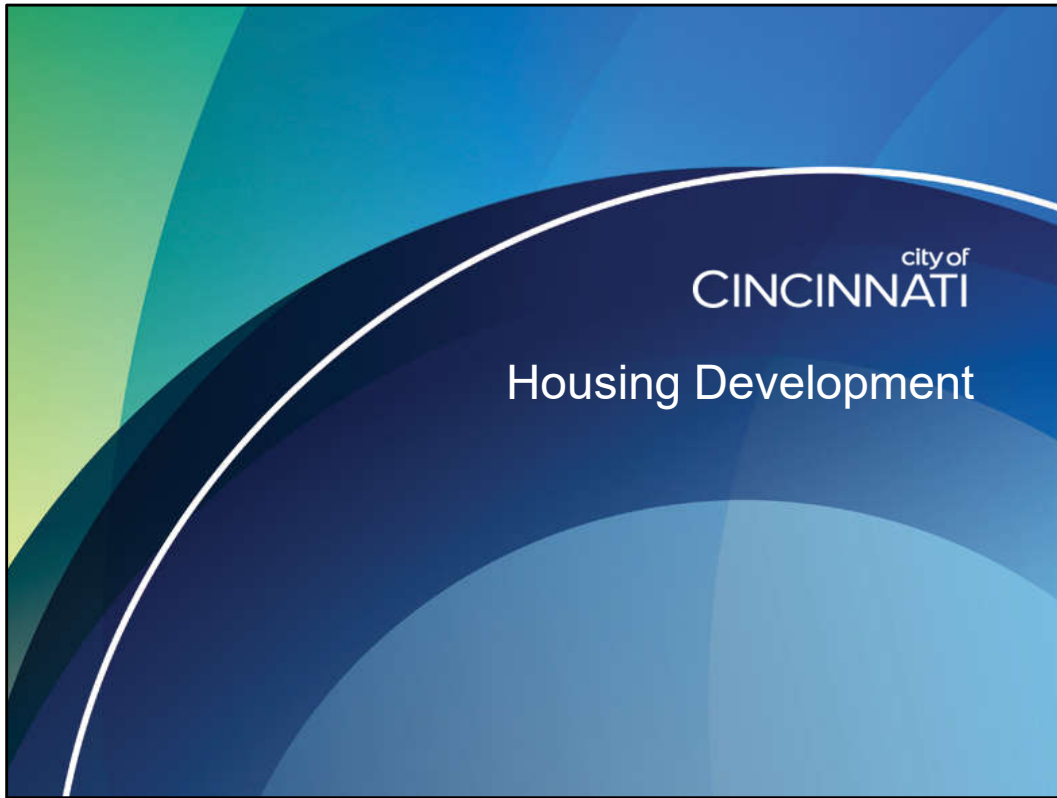


11

**prior years' resources were available

*** PMCE is hiring dedicated staff for to administer this Code Enforcement Relocation and Housing Choice Mobility Program

Code Enforcement Relocation changed name to Family Re-housing Assistance



Housing Development

2020 – 2024 Consolidated Plan Performance

Program	Annual Goal (5-Year)	2020 Results	2021 Results	2021 Allocation
<i>Compliance Assistance Repairs for the Elderly</i>	10 (50) units	0 units	6 units	**\$0
<i>Housing Repair Services</i>	1,100 (5,500) units	878 units	915 units	\$1,857,214
<i>Historic Stabilization of Structures</i>	1 (5) buildings	1 building	1 building	\$207,214
<i>HARBOR</i>			-	\$257,214
<i>Single Family Homeownership – HOME</i>	3 (15) units	0 units	0 units	\$200,000

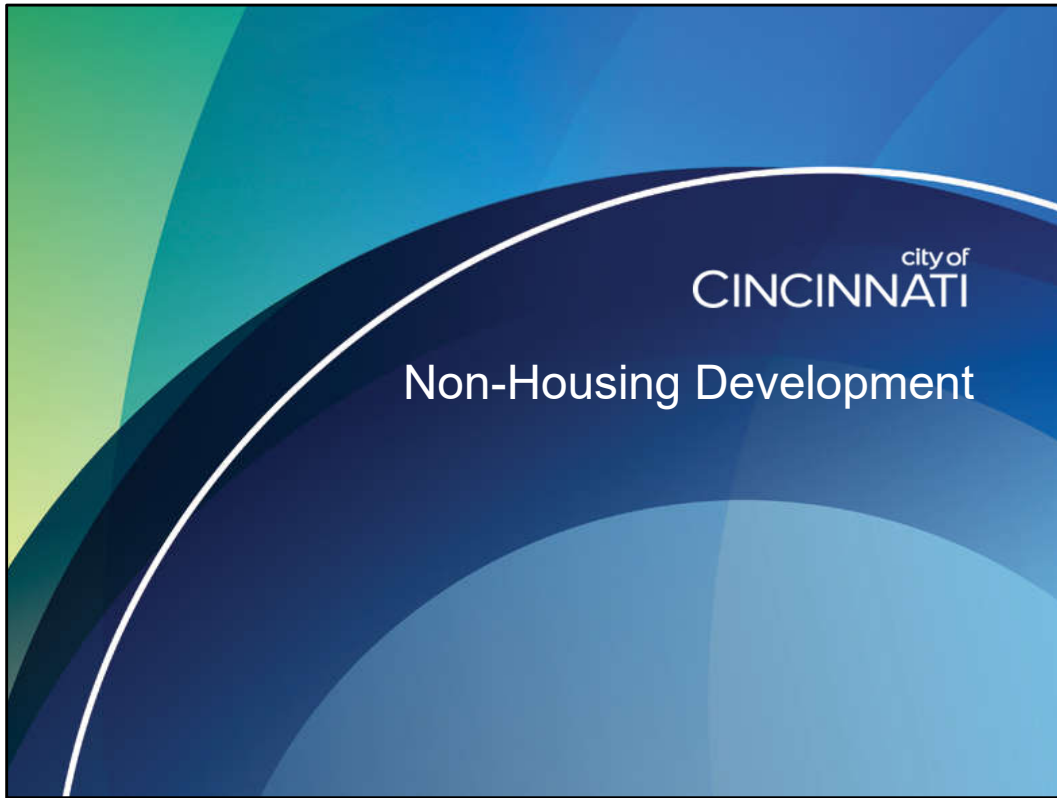


Housing Development

2020 – 2024 Consolidated Plan Performance

Program	Annual Goal (5-Year)	2020 Results	2021 Results	2021 Allocation
<i>SHIP – CDBG</i>	10 (50) units	37 units	314* in progress	\$356,583
<i>SHIP – HOME</i>	20 (100) units	187 units	176 units	\$1,719,844
<i>CHDO Projects – HOME</i>	8 (40) units	57 units	108* in progress	\$410,689
<i>American Dream Down Payment – HOME</i>	20 (100) Units	20 units	11 units	\$150,000
<i>Lead Hazard Testing</i>	120 (600) units	90 units	89 units	\$107,214





Non-Housing Development

2020 – 2024 Consolidated Plan Performance

Program	Annual Goal (5-Year)	2020 Results	2021 Results	2021 Allocation
<i>Commercial and Industrial</i>	2 (10) Acres	in progress	1 building	\$208,759
<i>Concentrated Enforcement</i>	20,000 (100,000) Buildings	16,619 buildings	7,029 buildings	\$582,214
<i>Hazard Abatement Program</i>	250 (1,250) Buildings	229 buildings	172 buildings	\$757,214
<i>Neighborhood Business Improvement</i>	10 (50) Businesses	4 businesses	2 businesses	\$907,214
<i>Small Business Services</i>	40 (200) Businesses	81 businesses	1 business	\$157,214

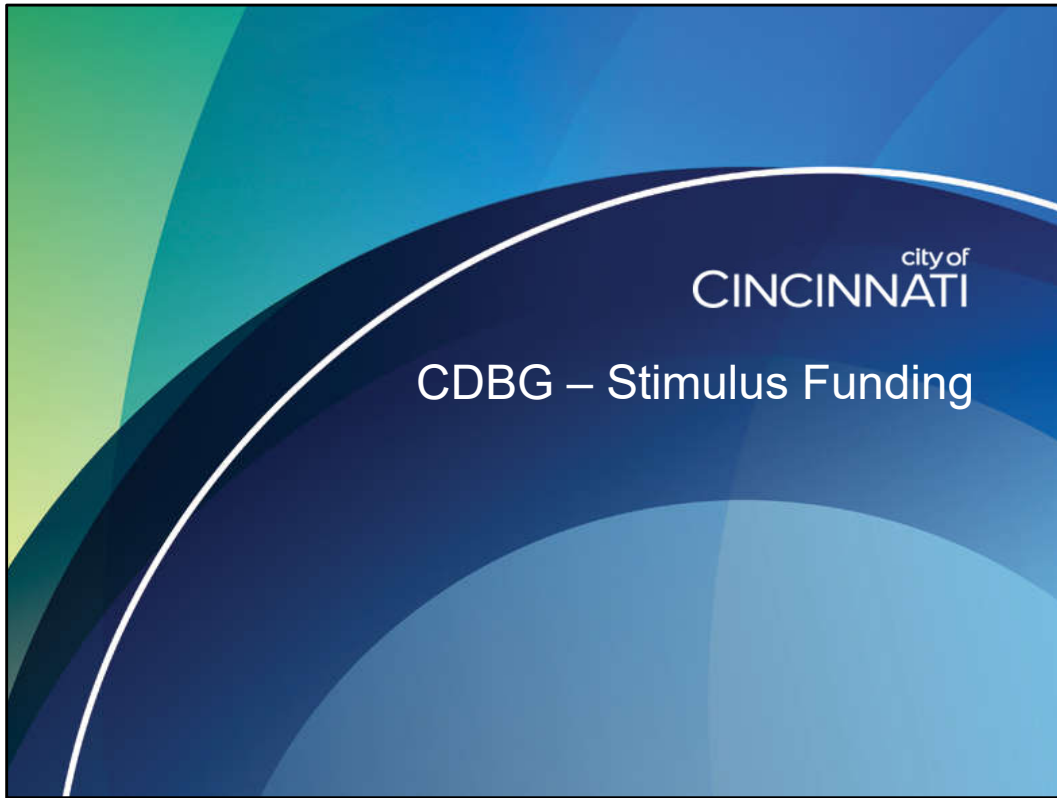


Non-Housing Development

2020 – 2024 Consolidated Plan Performance

Program	Annual Goal (5-Year)	2020 Results	2021 Results	2021 Allocation
<i>Findlay Market Operating</i>	1 (5) Businesses	1 business	1 business	\$97,214
<i>Operating Support for CDCs – CDBG</i>	8 (40) CDCs	9 CDCs	7 CDCs	\$307,214
<i>Operating Support for CHDOs – HOME</i>	2 (10) CHDOs	3 CHDOs	3 CHDOs	\$136,896
<i>Vacant Lot Reutilization</i>	2 (10) Projects	10 projects	4 projects	**\$0
<i>Green Urban Watershed Restoration</i>	1 (5) businesses	1 business	1 business	**\$0





CDBG – Stimulus Funding (CARES)

Need	Target / Goal	Need	Target / Goal
Homeless Prevention / Subsistence	1,521 / 2,324 persons	Employment Services	3,299 / 3,548 Persons
Senior Services	885 / 1,747 persons	Crime Awareness	2,092 / 3,065 persons
Legal Services	1,910 / 1,850 persons	Child Care Services	900 / 3,265 persons
Substance Abuse Services	205 / 1,755 persons	Health Services / Food Banks	270 / 422 persons
Mental Health Services	936 / 966 persons	<u>GRAND TOTAL: 11,963 / 18,942 persons</u>	

16



2021 Entitlement Awards:

CDBG: \$11,774,974

HOME: \$2,737,925

ESG: \$997,610

HOPWA: \$1,281,332

2020 Stimulus CARES (Coronavirus Aid, Relief, and Economic Security)

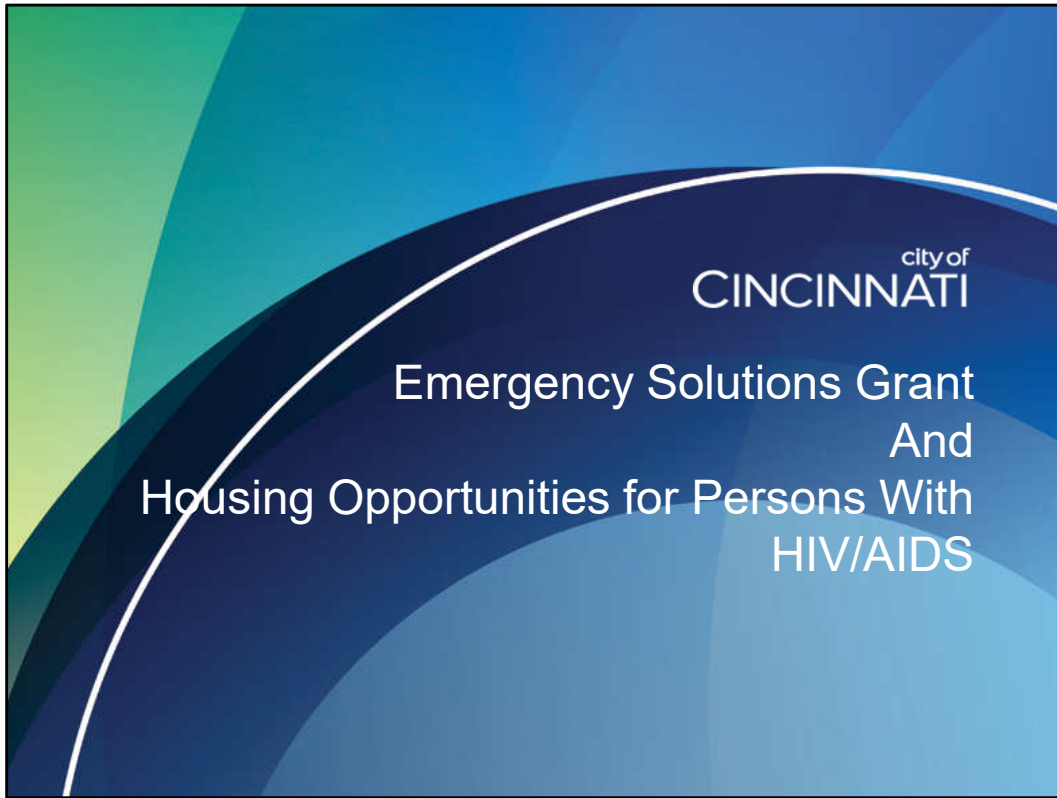
CDBG-CV: \$9,106,648

ESG-CV: \$7,651,777

HOPWA-CV: \$166,072

2021 American Rescue Plan

HOME-ARP: \$9,923,076



ESG and HOPWA

- **Emergency Solutions Grant**
 - ESG – Entitlement
 - Rapid Re-Housing = 119 households (126 clients)
 - ESG – CARES
 - Rapid Re-Housing = 107 households (330 clients)
 - Shelter = 5,358 households (6,501 clients)
 - Homeless Prevention = 217 households (698 clients)
- **Housing Opportunities for Persons With HIV/AIDS (HOPWA)**
 - HOPWA – Entitlement and CARES = 243 households (324 beneficiaries)

17



2021 Entitlement Awards:

CDBG: \$11,774,974

HOME: \$2,737,925

ESG: \$997,610

HOPWA: \$1,281,332

2020 Stimulus CARES (Coronavirus Aid, Relief, and Economic Security)

CDBG-CV: \$9,106,648

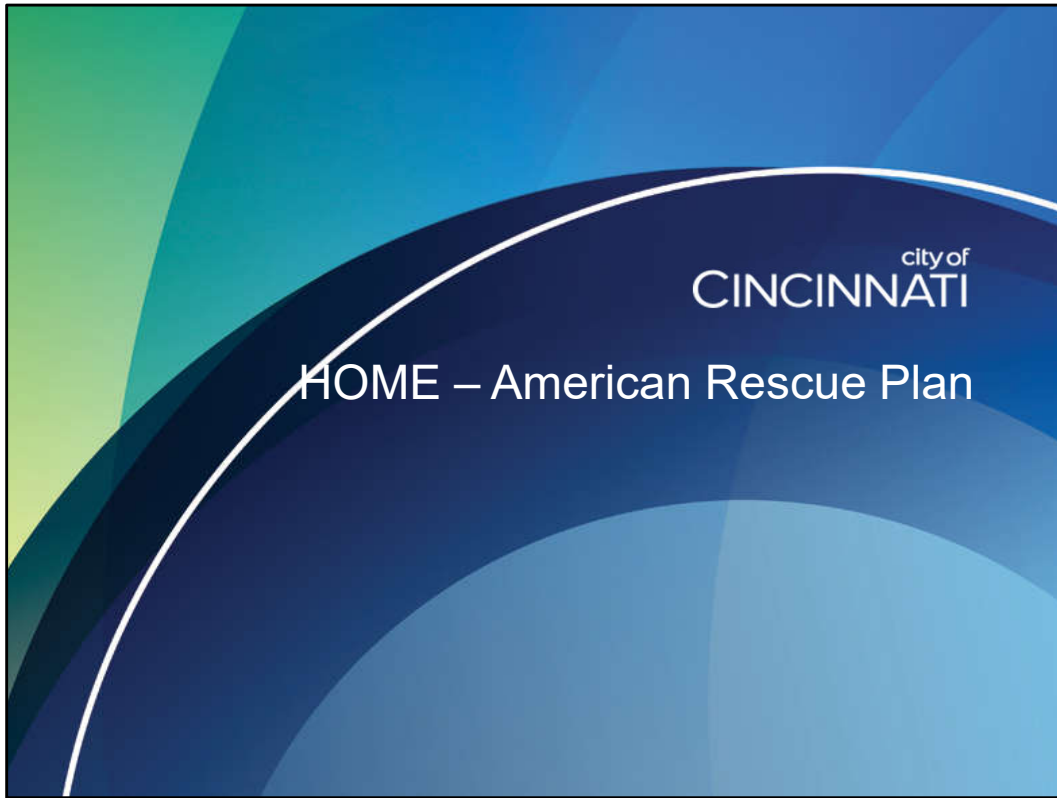
ESG-CV: \$7,651,777

HOPWA-CV: \$166,072

2021 American Rescue Plan

HOME-ARP: \$9,923,076

Several waivers were issued on certain federal requirements for the stimulus funding as well as for the entitlement programs. ESG and HOPWA have separate advisory boards for funding recommendations.



HOME – American Rescue Plan

- **Eligible Activities**
 - Development of affordable housing – minimum 15 years compliance period
 - Tenant-Based Rental Assistance
 - Supportive Services
 - Development of Non-Congregate Shelters
 - Non-profit operating support, Non-profit Capacity Building
- **Qualifying Populations (QP) <50% AMI**
 - Homeless, At-Risk of homelessness, Fleeing domestic violence, assault, stalking, or human trafficking, At risk of housing instability
 - 70% rental units with HOME-ARP must be occupied by QP and remaining 30% of the units may be occupied by households <65% AMI
 - Coordinated entry requirements

18



2021 Entitlement Awards:

CDBG: \$11,774,974

HOME: \$2,737,925

ESG: \$997,610

HOPWA: \$1,281,332

2020 Stimulus CARES (Coronavirus Aid, Relief, and Economic Security)

CDBG-CV: \$9,106,648

ESG-CV: \$7,651,777

HOPWA-CV: \$166,072

2021 American Rescue Plan

HOME-ARP: \$9,923,076

Several waivers were issued on certain federal requirements for the stimulus funding as well as for the entitlement programs

HOME – American Rescue Plan

Eligible Activity	Funding Amount
Supportive Services	
Development Non-Congregate Shelters	\$3,000,000
Tenant Based Rental Assistance	
Affordable Rental Housing	\$6,900,000
Non-profit Operating	
Non-profit Capacity Building	
Administration	\$23,076
TOTAL	\$9,923,076

19



2021 Entitlement Awards:

CDBG: \$11,774,974

HOME: \$2,737,925

ESG: \$997,610

HOPWA: \$1,281,332

2020 Stimulus CARES (Coronavirus Aid, Relief, and Economic Security)

CDBG-CV: \$9,106,648

ESG-CV: \$7,651,777

HOPWA-CV: \$166,072

2021 American Rescue Plan

HOME-ARP: \$9,923,076

Several waivers were issued on certain federal requirements for the stimulus funding as well as for the entitlement programs

HOME-ARP applications received as of February 28, 2022 = 7 applications currently under review

Have estimated \$1,000,000 investment will yield approximately 50 units, target 350 affordable units with HOME-ARP



THANK YOU!!

Aisha.Tzillah@Cincinnati-Oh.gov

city of
CINCINNATI